

DUOLANG

How to add water and clean the water tank?




a. Open the top glass cover and add water to it.



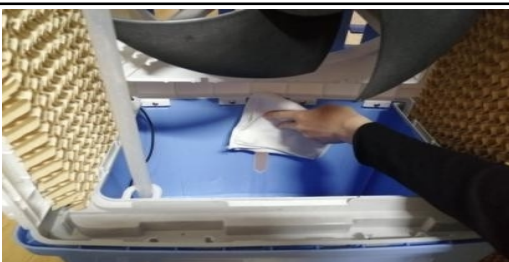
b. Remove the screw of back dust filter.




c. Gently take down the removed cooling pad to avoid damaging the cooling pad.



d. After removing the cooling pad, the water tank can be seen.



e. Use water and soft cloth wipe away the dirty in the water tank.



f. After cleaning, open the drain to drain the sewage. The rubber plug with strong sealing is not easy to pull out and plug in, please pay attention.

We suggest that the water tank should be cleaned once a week or two. Please empty the water in the water tank after each use.